

Staircase Finishing: Thesen Islands, Knysna Paul Roberts



Welcome to Leeward 14



Timber frame construction

Staircase construction from 1400 km

Spray painting: Lacquer




Erection of Newel Posts



Mounting Plate

Mounting
screws



Half
Turning



All pre-
finished:
Lacquer

Complete!



Corner detail



Newel and Balusters



Staircase: Lower Flight



Stairs and Landings



Selection of finish for risers, treads and skirting

Rubio Monocoat selected because:

- Phased construction
- Easy application and one coat
- Limited time
- Expensive (R2 200)
- Cost effective (Wood R15 000)
- Monocoat training



Sealing the Underside



Installation of treads and risers: Lower flight





Risers, treads and landings




**Mono-
coating
done in 1
day**

Skirting and handrails



Almost Complete!



Lessons Learnt

- Problem of working at a distance
- Phased construction over time
- Advantages of pre-finishing (lacquer) and on-site finishing with Monocoat
- Need a “handlanger” and many clamps!
- Lots of detail and careful stair design

